

FDV dokumentasjon

Automater	Typebetegnelse	El.nummer
S800S D karakteristikk	Automat S801S-D6	2CCS861001R0061 1628416
	Automat S801S-D8	2CCS861001R0081 1628417
	Automat S801S-D10	2CCS861001R0101 1628796
	Automat S801S-D13	2CCS861001R0131 1628797
	Automat S801S-D16	2CCS861001R0161 1628798
	Automat S801S-D20	2CCS861001R0201 1628799
	Automat S801S-D25	2CCS861001R0251 1628800
	Automat S801S-D32	2CCS861001R0321 1628801
	Automat S801S-D40	2CCS861001R0401 1628802
	Automat S801S-D50	2CCS861001R0501 1628803
	Automat S801S-D63	2CCS861001R0631 1628804
	Automat S801S-D80	2CCS861001R0801 1628805
	Automat S801S-D100	2CCS861001R0821 1628806
	Automat S801S-D125	2CCS861001R0841 1665907
	Automat S802S-D6	2CCS862001R0061 1628418
	Automat S802S-D8	2CCS862001R0081 1628419
	Automat S802S-D10	2CCS862001R0101 1628808
	Automat S802S-D13	2CCS862001R0131 1628809
	Automat S802S-D16	2CCS862001R0161 1628810
	Automat S802S-D20	2CCS862001R0201 1628811
	Automat S802S-D25	2CCS862001R0251 1628812
	Automat S802S-D32	2CCS862001R0321 1628813
	Automat S802S-D40	2CCS862001R0401 1628814
	Automat S802S-D50	2CCS862001R0501 1628815
	Automat S802S-D63	2CCS862001R0631 1628816
	Automat S802S-D80	2CCS862001R0801 1628817
	Automat S802S-D100	2CCS862001R0821 1628818
	Automat S802S-D125	2CCS862001R0841 1665979
	Automat S803S-D6	2CCS863001R0061 1628420
	Automat S803S-D8	2CCS863001R0081 1628421
	Automat S803S-D10	2CCS863001R0101 1628820
	Automat S803S-D13	2CCS863001R0131 1628821
	Automat S803S-D16	2CCS863001R0161 1628822
	Automat S803S-D20	2CCS863001R0201 1628823
	Automat S803S-D25	2CCS863001R0251 1628824
	Automat S803S-D32	2CCS863001R0321 1628825
	Automat S803S-D40	2CCS863001R0401 1628826
	Automat S803S-D50	2CCS863001R0501 1628827
	Automat S803S-D63	2CCS863001R0631 1628828
	Automat S803S-D80	2CCS863001R0801 1628829
	Automat S803S-D100	2CCS863001R0821 1628830
	Automat S803S-D125	2CCS863001R0841 1665991
	Automat S804S-D6	2CCS864001R0061 1628422
	Automat S804S-D8	2CCS864001R0081 1628423
	Automat S804S-D10	2CCS864001R0101 1628832
	Automat S804S-D13	2CCS864001R0131 1628833
	Automat S804S-D16	2CCS864001R0161 1628834
	Automat S804S-D20	2CCS864001R0201 1628835
	Automat S804S-D25	2CCS864001R0251 1628836
	Automat S804S-D32	2CCS864001R0321 1628837
	Automat S804S-D40	2CCS864001R0401 1628838
	Automat S804S-D50	2CCS864001R0501 1628839
	Automat S804S-D63	2CCS864001R0631 1628840
	Automat S804S-D80	2CCS864001R0801 1628841
	Automat S804S-D100	2CCS864001R0821 1628842
	Automat S804S-D125	2CCS864001R0841 1665969

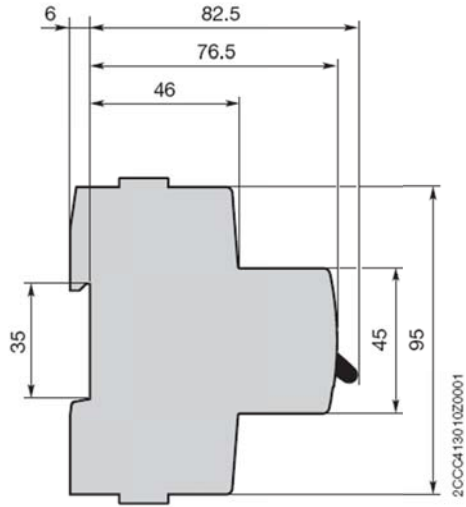
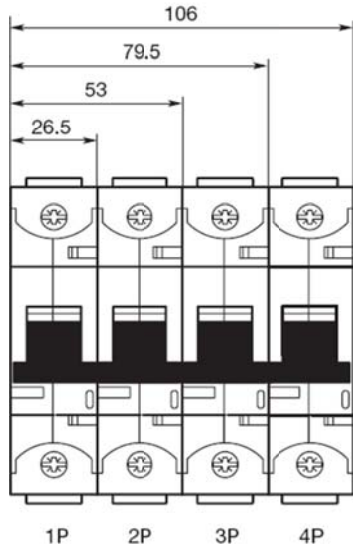
FDV

Automatene er produsert og testet i henhold til IEC/EN 60898-1, IEC/EN 60947-2

Ingen krav til periodisk vedlikehold.

Tekniske Data

TEKNISKE DATA		S800 S			
Characteristics available		B, C, D	K	KM	UCB, UCK
Max. rated continuous current I _n	[A]	10...125	10...125	20...63	10...125
Poles		1...4	1...4	3	1...4
Rated operating voltage U _e					
(AC) 50/60Hz	[V]	400/690	400/690	400/690	-
(DC)/pole	[V]	-	-	-	250
Rated insulation voltage U _i	[V]	690	690	690	250 ²
Rated impulse withstand voltage U _{imp}	[kV]	8	8	8	8
Ultimate short-circuit breaking capacity I _{sc} in accordance with IEC 60947-2					
(AC) 50/60Hz 240/415V	[kA]	50	50	50	-
(AC) 50/60Hz 254/440V (10...80A)	[kA]	30	30	30	-
(AC) 50/60Hz 254/440V (100...125A)	[kA]	30	30	30	-
(AC) 50/60Hz 289/500V (10...63A)	[kA]	15	15	15	-
(AC) 50/60Hz 289/500V (80A)	[kA]	15	15	15	-
(AC) 50/60Hz 289/500V (100...125A)	[kA]	10	10	10	-
(AC) 50/60Hz 400/690V (10...80A)	[kA]	6	6	6	-
(AC) 50/60Hz 400/690V (100...125A)	[kA]	4.5	4.5	4.5	-
(DC) 250V (1-pole)	[kA]	-	-	-	50
(DC) 500V (2-pole)	[kA]	-	-	-	50
(DC) 750V (3-pole)	[kA]	-	-	-	50
(DC) 750V (4-pole)	[kA]	-	-	-	50
Rated short-circuit breaking capacity I _{sc} EN 60898-1					
(AC) 50/60Hz 240/415V (up to 80A)	[kA]	25	-	-	-
Service short-circuit breaking capacity I _{sc} in accordance with IEC 60947-2					
(AC) 50/60Hz 240/415V	[kA]	40	40	40	-
(AC) 50/60Hz 254/440V (10...80A)	[kA]	22.5	22.5	22.5	-
(AC) 50/60Hz 254/440V (100...125A)	[kA]	15	15	15	-
(AC) 50/60Hz 289/500V (10...63A)	[kA]	11	11	11	-
(AC) 50/60Hz 289/500V (80A)	[kA]	8	8	8	-
(AC) 50/60Hz 289/500V (100...125A)	[kA]	5	5	5	-
(AC) 50/60Hz 400/690V (10...80A)	[kA]	4	4	4	-
(AC) 50/60Hz 400/690V (100...125A)	[kA]	3	3	3	-
(DC) 250V (1-pole)	[kA]	-	-	-	50
(DC) 500V (2-pole)	[kA]	-	-	-	50
(DC) 750V (3-pole)	[kA]	-	-	-	50
(DC) 750V (4-pole)	[kA]	-	-	-	50
Service short-circuit breaking capacity I _{sc} in accordance with EN 60898-1					
(AC) 50/60Hz 240/415V (up to 80A)	[kA]	12.5	-	-	-
Rated frequency	[Hz]	50/60, (16 2/3) ¹	50/60, (16 2/3) ¹	50/60	-
Total breaking time (240/415V; 50kA)	[ms]			≤ 2.5	
Mounting position				any	
Disconnecter properties according to IEC 60947-2				yes	
Standards				IEC 60947-2	
Connections CU (10...32A)	[mm ²]	EN 60898-1			
		1...25 strand	1...25 strand	1...25 strand	1...25 strand
		1...35 cable	1...35 cable	1...35 cable	1...35 cable
Connections CU (40...125A)	[mm ²]				
		6...50 strand	6...50 strand	6...50 strand	6...50 strand
		6...70 cable	6...70 cable	6...70 cable	6...70 cable
Tightening torque	[Nm]			min. 3 / max. 4	
AC/DC supply				any	
Mounting on DIN top hat rail				EN 60715	
Permissible ambient temperature for operations	[°C]			-25...+60	
Storage temperature	[°C]			-40...+70	
Type of protection				IP20	
				IP40 (only actuation side)	
Classification in accordance with NF-16-101, NF16-102				I3F2	
Resistance to vibration				IEC 60068-2-27; IEC 60068-2; EN 61373 Cat.1/class B	



2CCC413010Z0001

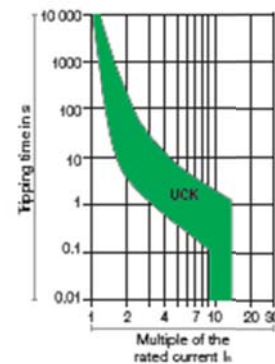
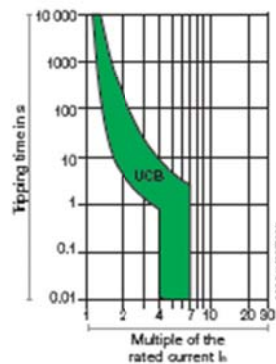
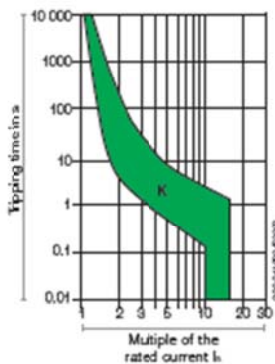
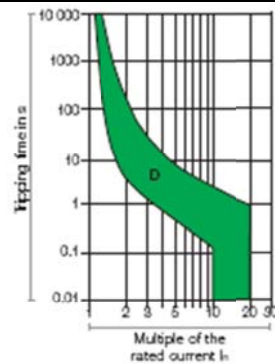
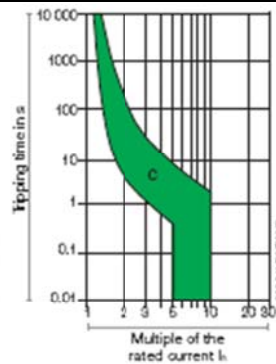
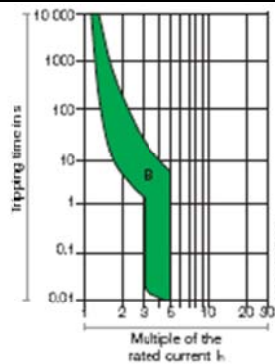
Tekniske Data

Tripping characteristic S800

Acc. to	Tripping characteristic and rated current		Thermal release ②			Electromagnetic release ①			
			Current conventional non-tripping current	conventional tripping current	Tripping time	Current hold current surges	trip at least at	Tripping time	
IEC/EN 60898-1	B	10 to 80 A	$1.13 \cdot I_n$	$1.45 \cdot I_n$	$> 1 \text{ h}$ $< 1 \text{ h}$	$3 \cdot I_n$	$5 \cdot I_n$	$> 0.1 \text{ s}$ $< 0.1 \text{ s}$	
	C	10 to 80 A	$1.13 \cdot I_n$	$1.45 \cdot I_n$	$> 1 \text{ h}$ $< 1 \text{ h}$	$5 \cdot I_n$	$10 \cdot I_n$	$> 0.1 \text{ s}$ $< 0.1 \text{ s}$	
	D	10 to 80 A	$1.13 \cdot I_n$	$1.45 \cdot I_n$	$> 1 \text{ h}$ $< 1 \text{ h}$	$10 \cdot I_n$	$20 \cdot I_n$	$> 0.1 \text{ s}$ $< 0.1 \text{ s}$	
IEC/EN 60947-2	B	6 to 125 A	$1.05 \cdot I_n$	$1.3 \cdot I_n$	$> 1 \text{ h}$ $< 1 \text{ h}$	$3.2 \cdot I_n$	$4.8 \cdot I_n$	$> 0.1 \text{ s}$ $< 0.1 \text{ s}$	
	C	6 to 125 A	$1.05 \cdot I_n$	$1.3 \cdot I_n$	$> 1 \text{ h}$ $< 1 \text{ h}$	$6.4 \cdot I_n$	$9.6 \cdot I_n$	$> 0.1 \text{ s}$ $< 0.1 \text{ s}$	
	D	6 to 125 A	$1.05 \cdot I_n$	$1.3 \cdot I_n$	$> 1 \text{ h}$ $< 1 \text{ h}$	$10.4 \cdot I_n$	$15.6 \cdot I_n$	$> 0.1 \text{ s}$ $< 0.1 \text{ s}$	
	K	6 to 125 A	$1.05 \cdot I_n$	$1.2 \cdot I_n$	$> 1 \text{ h}$ $< 1 \text{ h}$	$10.4 \cdot I_n$	$15.6 \cdot I_n$	$> 0.1 \text{ s}$ $< 0.1 \text{ s}$	
	KM	20 to 80 A				$10.4 \cdot I_n$	$15.6 \cdot I_n$	$> 0.1 \text{ s}$ $< 0.1 \text{ s}$	
	UCB (DC only)	10 to 125 A	$1.05 \cdot I_n$	$1.3 \cdot I_n$	$> 1 \text{ h}$ $< 1 \text{ h}$	$4.0 \cdot I_n$	$7.2 \cdot I_n$	$> 0.1 \text{ s}$ $< 0.1 \text{ s}$	
	UCK (DC only)	10 to 125 A	$1.05 \cdot I_n$	$1.2 \cdot I_n$	$> 1 \text{ h}$ $< 1 \text{ h}$	$8.8 \cdot I_n$	$13.2 \cdot I_n$	$> 0.1 \text{ s}$ $< 0.1 \text{ s}$	
	PV-S (DC only)	10 to 125 A	$1.05 \cdot I_n$	$1.3 \cdot I_n$	$> 1 \text{ h}$ $< 1 \text{ h}$	$4.0 \cdot I_n$	$6 \cdot I_n$	$> 0.1 \text{ s}$ $< 0.1 \text{ s}$	
	UL489	Z	10 to 100 A	$1 \cdot I_n$	$1.35 \cdot I_n$	$> 1 \text{ h}$ $< 1 \text{ h}$	$3.2 \cdot I_n$	$4.8 \cdot I_n$	$> 0.1 \text{ s}$ $< 0.1 \text{ s}$
		K	10 to 100 A	$1 \cdot I_n$	$1.35 \cdot I_n$	$> 1 \text{ h}$ $< 1 \text{ h}$	$6.4 \cdot I_n$	$9.6 \cdot I_n$	$> 0.1 \text{ s}$ $< 0.1 \text{ s}$
UCZ (DC only)		10 to 80 A	$1 \cdot I_n$	$1.35 \cdot I_n$	$> 1 \text{ h}$ $< 1 \text{ h}$	$8.8 \cdot I_n$	$13.2 \cdot I_n$	$> 0.1 \text{ s}$ $< 0.1 \text{ s}$	
UL489B	PV-S (DC only)	5 A	$1.13 \cdot I_n$		$> 1 \text{ h}$ $< 1 \text{ h}$	$4.0 \cdot I_n$		$> 0.1 \text{ s}$ $< 0.1 \text{ s}$	
			$1.3 \cdot I_n$				$6 \cdot I_n$	$< 0.1 \text{ s}$	

① The indicated electromagnetic tripping values apply to a frequency of 50/60 Hz.

② The thermal release are calibrated to a nominal reference ambient temperature; for B, C, D, UCB and PVB it is 30 °C, for K, UCK it is 20 °C for Z, K and UCZ it is 25 °C, for PVB acc. to UL489B it is 50 °C.



Produsent

Navn

Adresse

Tlf.

E-post

ABB AS

Bergerveien 12
1396 Billingstad

03500

automasjonsprodukter@no.abb.com